


Guardian Quick Reference

ENROLLING IN GUARDIAN

1. Select the “Debit Card Protection” link located on the Skowhegan Savings Bank website.
2. Once the link is selected the following screen will appear requiring you to enter your entire debit card number and submit:

Guardian Sign On Interface



GUARDIAN Skowhegan Savings

You have successfully logged out. Please close your browser window before leaving the computer

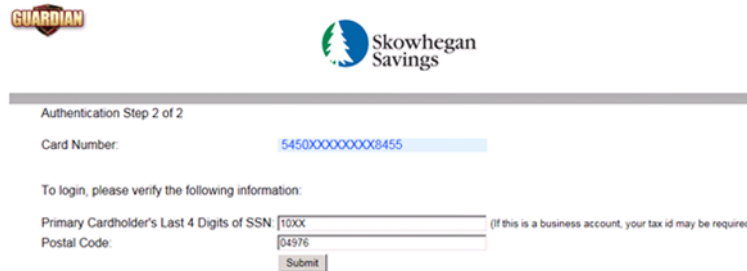
Authentication Step 1 of 2

Please enter your card number below.

Card Number: x

3. The following screen will appear to perform Step 2 of the authentication process. Enter the following information then click submit.

- The last 4 digits of your social security number
- Your Postal Zip code



GUARDIAN Skowhegan Savings

Authentication Step 2 of 2

Card Number: 5450XXXXXXXX8455

To login, please verify the following information:

Primary Cardholder's Last 4 Digits of SSN: (if this is a business account, your tax id may be required)

Postal Code:

4. Review Terms and Conditions, then select the “Accept Terms of Service” button located at the bottom of the page.
5. Review Usage Terms, once reviewed select “Accept Service Usage Guide” located at the bottom of the page.
6. Once the phone number of the desired device has been entered select submit.



Devices Preferences

Devices Create Device

Messages:

Adding a new device will generate a unique code which must be sent to Guardian at 27576 in order to confirm enrollment of the new device. You will be presented with the code to send after you submit your request to add a new device.
Message and Data Rates may apply.

Create New Device

Guardian Alert Service
Messages per card usage and issuer settings. Message & Data Rates May Apply

To STOP services, reply to a Guardian Alert text with the word "STOP" to cancel all subscriptions to that mobile device for all enrolled cards; or unsubscribe via this website.

For HELP, reply to a Guardian Alert text with the word "HELP" to receive service information. You may also click on the "Service Usage Guide" link on this Website or call (888) 868-8611.

Services available only with participating carriers.
For a complete list of Terms and Conditions, please see the link below:

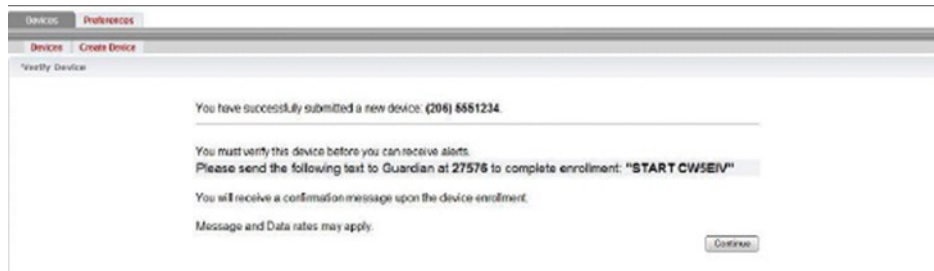
Phone Number: - x

Subscription: TRANSACTION_ALERT

Expiration: February 17, 2018

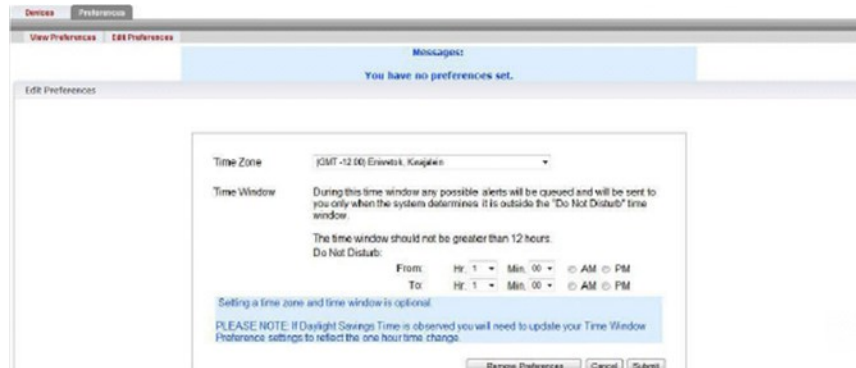
Message and Data Rates May Apply

7. The following screen will appear providing instructions for you to text a message to a number to confirm enrollment. Click continue
In the example below you would send a text with the message of START CW5EIV to 27576. (Remember the number and message will be unique.)



You can enroll up to 2 different cell phone devices to receive text messages, using the Create Device tab.

8. The Preference tab is optional which will allow you to create a Do-Not-Disturb window, to determine time periods of which a text should not be sent. The Do-Not-Disturb time frame may not exceed 12 hours. **Select submit** to save these settings.



(Message and Data rates may apply.)